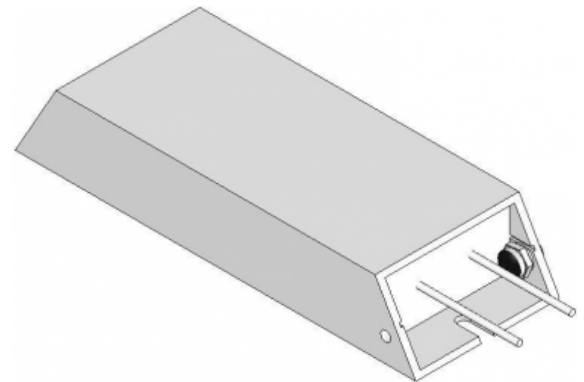






RH-0520W120-UL-T

Compact Resistor

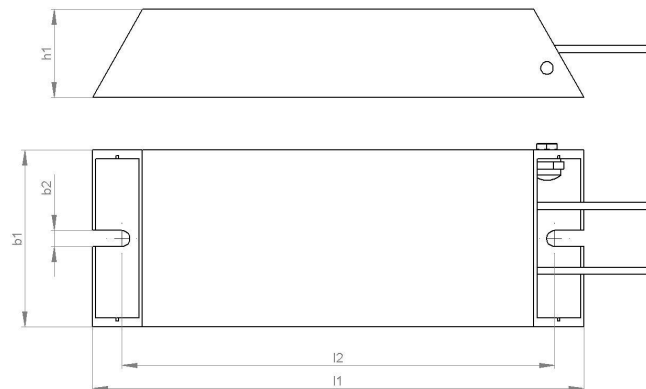
cRUus



Article-No.		02 31337 2 0002
Type		GWS 337-60x30-K
Pulse Power (W) $T_a \sim 50^\circ\text{C}$ *referred to a cycle duration of 120 s Approximate value (depending on resistance)	c.d.f. 6 %*	3600
	c.d.f. 15 %*	2000
	c.d.f. 25 %*	1200
	c.d.f. 40 %*	800
Nominal continuous power (W) $T_a \sim 50^\circ\text{C}$		400.0
Resistance Values at 20°C (Ohm)		120.0
Tolerance of resistance at 20°C		$\pm 10 \%$
Degree of protection (EN 60529) (in the accordingly screwed on state)		IP 20
Max. permissible operating voltage		EN 900 V DC
Cooling		natural convection
Housing temperature at nominal continuous power $T_a \sim 50^\circ\text{C}$		$\sim 350^\circ\text{C}$
Electrical terminal		2 x AWG16 / $l=30 \text{ cm}$
Temperature switch		200°C / 2 x AWG22 / $l=30 \text{ cm}$
Operation temperature range		$-25 \dots +50^\circ\text{C}$
Testing voltage		2.7 kV AC 1 s
Approvals/markings		UL; CSA
Mounting positions		   

Subject to technical modifications

DATA SHEET



Article-No.		02 31337 2 0002
Type		GWS 337-60x30-K
Length [mm]	l1	337
	l2	320
Width [mm]	b1	60
Height [mm]	h1	30
Weight approx. [kg]		1.1
Isolation resistance		>10 M Ohm
Last update		2011-05-20

Mounting instruction:

The distance between the two fixing points increase at 0,85 mm / 100 mm while heating (mounting with fixed and movable bearing).

The resistor should be protected by appropriate safety measures against overloading.

Do not mount the resistor with any obstruction in the air inlet or air outlet area.

Mount the resistor on a plane area.

The resistor has to be grounded.